


\*The model shown is equipped with optional features.

## Specification



Model	LM101	
Dimensions	Total length with grass catcher	55.51 in   141 cm
	Total width without travelling wheel	37.01 in   94 cm
	Total height Steering handle	46.06 in   117 cm
Weight	Total weight (empty fuel tank)	251.32 lb   114 kg
	Grass catcher *1	7.28 lb   3.3 kg
	Groomer *1	7.94 lb   3.6 kg
	Travelling wheel (for one machine) *1	15.21 lb   6.9 kg
Engine	Model	HONDA GX120
	Type	4-stroke, overhead valve, single cylinder
	Total displacement	7.44 cu.in.   122 cm <sup>3</sup> (0.122 L)
	Maximum output	2.4 kW (3.3 PS) / 3,600 rpm
	Rated output	2.1 kW (2.9 PS) / 3,600 rpm
Operating width (Mowing width)	22 in   55.7 cm	
Operating height (Mowing height)	0.118 - 0.551 in [0.118 - 0.492 in] *2   3.0 - 14.0 mm [3.0 - 12.5mm] *2	
Blades	9, 11	
Drive	Traveling	Mechanical
	Mowing	Mechanical
Speed (Mechanical)	2.92 mph (@3,000 rpm)   4.7 km/h (@3,000 rpm)	
Efficiency	0.52 acres/hour   2,094 m <sup>2</sup> /h	
	(2.92 mph x mowing width x 0.8)   (4.7 km/h x mowing width x 0.8)	
Tire size	4.10/3.50-6	
Tire pneumatic pressure	17.40 psi   120 kPa (1.2 kgf/cm <sup>2</sup> )	

\* The factory default maximum engine rpm is 3,100rpm.

\*1 : Total weight includes \*1 parts.

\*2 : The indicated lowest mowing height is for general application. It may be adjusted according to the state of green and the bed knife to be installed. The value in the brackets [ ] is the mowing height of the machine equipped with a groomer.

### ⚠ Safety notes

- Read the Owner's Operating Manual and other training material carefully. Be familiar with the controls, safety signs and the proper use of equipment before operation.

### ♥ Assurance inspection

- Regular inspection of the machine ensures long-lasting superior performance and safety.
- There are parts of machine prone to wear and deterioration from long periods of use. Please consult with local dealer or distributor for proper inspection and maintenance schedule.

 株式会社 共栄社

**KYOEISHA CO., LTD.**

1-26, Miyuki-cho, Toyokawa-city,  
Aichi-pref, 442-8530 Japan  
TEL+81 533-84-1390 FAX+81 533-84-1220

[www.baroness.co.jp](http://www.baroness.co.jp)



Your distributor or dealer

 **TveitPark**

Mob: (+47) 934 93 537

E-post: [post@tveitpark.no](mailto:post@tveitpark.no) - [www.tveitpark.no](http://www.tveitpark.no)

- Content and designs provided here are subject to change without notice.
- Colors in print may slightly vary from actual colors.
- Catalog No: LM101---CA--USZ/22M-01-keywest

**BARONESS**  
Quality on Demand

**BARONESS**  
Quality on Demand

Floating Head Greens Mower

**LM101**



BARONESS is the global brand of Kyoisha Co., Ltd.



Floating Head Greens Mower

**LM101**

Making all of the greens surfaces consistent is important for golf course superintendents.

Depending on the condition of the turf, this could become the most difficult task.

With the lightest-weight mower unit and the smallest pitch between rollers, the LM101 minimizes the risk of scalping even on severe undulations.

As the mower unit is independent from the grass catcher, the LM101 allows you to mow uniformly from beginning to end.

The LM101 is equipped with precision-engineered sharp reel cutters, made from Baroness's own special steel and produced by proven craftsmanship and state of the art manufacturing technology.

The LM101 is equipped with B-ACT (Baroness Aggression Cutting Technology), which adjusts the positions between the reel cutter and the bedknife; and the FOC efficiency (high/low clip) switching mechanism, which changes the clip pitch in a single motion. These features allow you to mow beautifully and precisely according to the grass types or turf conditions.

With the LM101's floating head mechanism and superior cutting quality, anybody can mow greens uniformly and produce high quality turf.

The LM101 is a mower designed to alleviate the stress of mowing greens for both operators and superintendents.



Quality on Demand

\*The model shown is equipped with optional features.



# Heart of BARONESS

Most of the golf courses in Japan use Zoysia Japonica. Zoysia is well suited for Japan's climate because of its high tolerance for humidity and heat. Another characteristic of this grass is its strong fibrous component. To cut this grass clean and consistently, the cutting implement needs to be constructed of strong durable metals with a sharp edge. How to cut Zoysia cleanly has been Baroness' primary goal when developing its products.

**The appearance of the golf course and the health of the grass is very important. This is why it is especially important that Baroness' cutting units can cut all types of grass cleanly and beautifully.**

One main principle Baroness strongly believes in, is that a mower is a tool for cutting grass. In other words, our reels are the heart of the mower. Over the past 50 years, Baroness has experimented with different angles and materials in our reel blades in order to create the ideal turf condition that superintendents seek. To achieve this goal, Baroness has continually improved the strength of the blades to develop a cutting unit that creates beautiful turf.

**The Baroness reel cutter's high cutting quality comes from the casting technique traditionally used for Japanese sword making.**

This is how the Baroness reel was born. Through blending steels along with other special materials, and by developing innovative manufacturing processes, the quality of the Baroness reel is second to none. The basic design of the Baroness reels has not changed and has earned the highest notoriety.

## What do the Baroness reels offer. Consistent high quality of cut due to long-lasting sharpness . . .

- A clean consistent cut is maintained from the first hole cut in the beginning of the day to the last hole cut.
- The sharpness of the reel blade shears the grass cleanly and provides healthy cut grass and a beautiful after cut even when mowing fibrous grass.
- Frequent grinding is unnecessary due to the extreme hardness of our steel.
- Easy on-board back lapping setting saves service time.



## BARONESS Aggression Cutting Technology

# B-ACT

**B-ACT gives the world's superintendents unique optional settings to adjust the aggressiveness of their mowers to achieve their ideal conditions.**

The cutting performance of the reel mower changes greatly depending on the positional relationship between the reel and the bedknife. The bedknife blade attitude and the distance of the bedknife from the reel centerline defines the stance, Aggressive or Less Aggressive.

Baroness reel mowers are equipped with an adjustment mechanism to achieve variable mowing performances at the same HOC setting. We call this, B-ACT.

All around the world golf courses deal with many different conditions and turf. On every golf course, superintendents and golfers have individual ideas of what are the ideal playing surfaces and turf conditions. From this belief, BARONESS provides options to customize an optimal cutting performance for every customers' needs and wants with B-ACT.



### B-ACT in the LM 101

By offsetting the position of the LM101's rear roller shaft, you can adjust the bedknife angle to three different settings.

#### Aggressive

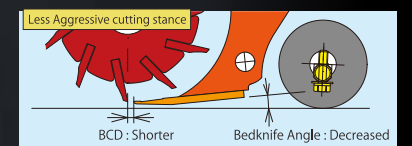
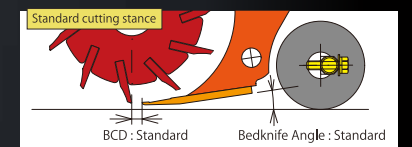
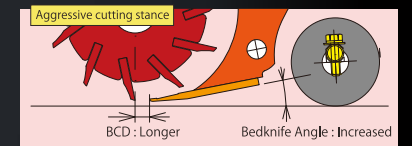
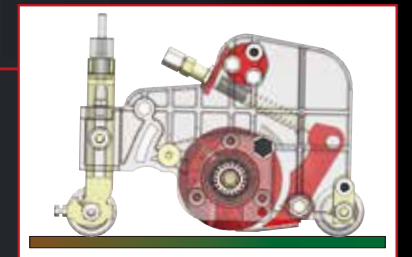
The angle or attitude of the bedknife is more pronounced and the distance of the bedknife is farther from the reel centerline. This more aggressive blade path provides the healthiest cleanest cut for the grass while creating the best visual and playing conditions. The adverse side of this aggressive setting is that any variations in conditions can be visually noticeable and at times undesirable.

#### Standard

The factory default setting has the offset distance of the reel and the bedknife angle set at the middle position.

#### Less Aggressive

The distance of the bedknife to the reel centerline is positioned closer and the angle or attitude of the bedknife is decreased. This stance can visually mask imperfections of the lawn but also allows for more stragglers or uneven cut grass.



Model with B-ACT : LM18.56.66GC, LM315GC, LM331, LM551B

## BARONESS' philosophy

The Baroness standard is based on an aggressive cutting stance that provides the best cut for the turf. Cutting with an aggressive stance positions the grass vertically when cutting (shearing), reducing the growth of variable and larger grass leaves, while promoting healthy new shoots of grass that are more uniformed in leaf size.

A less aggressive stance can be beneficial when turf conditions are softer and the grass is not tightly compacted. In such cases a less aggressive stance can help protect the appearance of your turf.

However cutting only with the less aggressive stance, does not allow your turf to reach its optimal condition.

Aggressive? Less Aggressive?

Before cutting any grass, you should always check the conditions of the turf and adjust your cutting stance to better fit your needs. Baroness' goal is to assist in creating the best turf and playing conditions possible.



# Features of the LM101

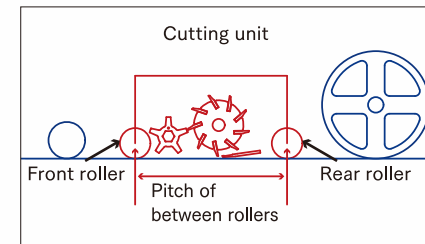
## World-Renowned Sharpest Blades

Equipped with the world-renowned Baroness reel cutter, the LM101 can mow any types of grass beautifully. Cleanly cut grass is less vulnerable to disease and grows healthy.



## Prevent Scalping

With the lightest-weight mower unit, and the smallest pitch between rollers, the LM101 has the least risk of scalping of all the greens mowers. It can mow greens with severe undulations without scalping.



## Independent Mower Unit

The mower unit is independent from the drive unit. The operator's rough steering does not affect the mower unit's stability. Thus, the unit's load is always constant no matter who operates the machine, allowing the mower to mow evenly at the same height of cut. The mower unit can be attached and detached easily without using a tool.



## Independent Grass Catcher

The grass catcher is independent from the mowing unit. Even if the amount of grass clippings, thatch, and sand increases in the grass catcher, it does not affect the cutting angle of the mower unit. Thus, the mower can mow uniformly from beginning to end.




## Light

Equipped with a LED light, the LM101 allows the operator to work in the early morning or at dusk.



## Groomer and Rotary brush

Optional attachments are available. All of the optional attachments are bi-directional. The end user can choose either forward direction or reverse direction with a simple switch of a lever.



### 【 Groomer 】

This has the benefit of straightening the green's turf and standing up laid-down grass to cut. The recommended attachment direction is forward.



### 【 Rotary brush 】

This benefits the greens by smoothing out the green's turf, eliminating debris and removing morning dew. These options can be operated in either forward or reverse direction according to the intended use.

## Drum

You can select the type of drum which corresponds to greens conditions.



### 【 ND (No Dimple) Drum 】

Because the drum surface is smooth and dimple free, the load on the turf surface is uniform. This drum leaves the smoothest aftercut appearance.




### 【 D (Dimple) Drum 】

Because of the dimpled surface, the drum does not slip easily, and its climbing ability is superior to the ND drum. This drum ensures a stronger grip on two-step greens or on slippery greens.

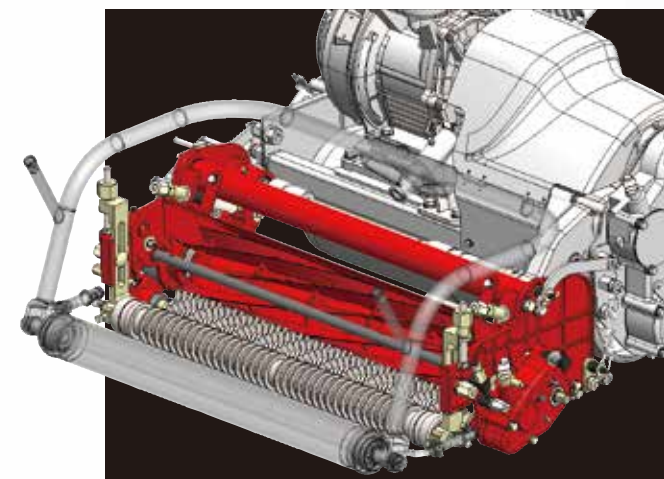
## FOC Efficiency (High/Low Clip)

The FOC efficiency (high/low clip) can be changed easily with a single switch of a lever. You can change the clip pitch according to the type and condition of the turf. (See separate chart.)



		High clip	Low clip
Reel rpms		1,800	1,400
FOC (Clip pitch)	9 Blade	0.189 in/cut (4.8 mm/cut)	0.224 in/cut (5.7 mm/cut)
	11 Blade	0.154 in/cut (3.9 mm/cut)	0.201 in/cut (5.1 mm/cut)
Operating speed		2.92 mph (4.7 km/h)	

## Floating Head Greens Mower **LM101**



Golf course greens are the most important area, which superintendents around the world create by utilizing their expertise and skills. All greens always have to be consistent in their condition and play. Baroness believes that this is one aspect of an ideal green. For the new LM101, Baroness focused on improving its design and engineering. The mower unit is now independent from the drive unit so that it can follow the greens without being affected by the operator's direction. The grass catcher is also independent from the mower unit. Even if the amount of grass clippings, thatch, and sand increases in the grass catcher, it does not affect the cutting angle of the mower unit. This prevents the cutting height from fluctuating, allowing the mower to mow greens evenly. The distance between the front and rear rollers is designed to prevent scalping and minimize damage to the turf. The durable blades made of Baroness's own special steel contribute to both a beautiful aftercut appearance and higher turf quality, thus achieving ideal greens. For 30 years, Baroness has been developing and designing the floating head greens mower. The LM101 is Baroness's best floating head greens mower to date.



\*The model shown is equipped with optional features.